



Palm Aire Neighborhood Improvements

Project No. 19358

Public Workshop

May 29, 2019

TYLININTERNATIONAL



Calvin, Giordano & Associates, Inc.
EXCEPTIONAL SOLUTIONS





Agenda


■ Bridges

- Character of the surrounding area or “context”
- Existing condition of both bridges
- Planned improvements
- Color themes
- Typical sections
- Bridge rehabilitation concepts (daytime and nighttime views)

■ Landscaping

- Existing Trees, Fitness Equipment, Public Art, and Furnishings
- Existing light fixtures
- Existing trees along pedestrian trail
- Proposed options for fitness equipment along trail
- Proposed option for additional seating areas
- Proposed Herb Skolnick Center Pedestrian Trail
- Proposed general landscape concept
- Proposed flowering, evergreen, and palm trees

Character of surrounding area – “Context”




- Two Bridges: N Palm Aire Drive (North Bridge) and W Palm Aire Dr (South Bridge).
- Two-lane collector roadways Oak Drive/W 36th Ave and Palm Aire Drive N. border the canal banks and carry traffic to and from bridges.
- Bridges are of simple design, low, and barely visible from a distance.

Context

- Late 20th century mid-rise buildings are painted in calm, soothing colors.
- Buildings create a backdrop and are set back several hundred feet from the canal and paths.
- Palm Aire offers community a pleasant park-like setting.

Context

- 
- Though not exactly alike – the bridges are of similar size and configuration complement each other.
 - Great potential for aesthetic enhancement of the bridges and surrounding area.

Existing condition of both bridges

N. Palm Aire Drive Bridge (North)

- No Structural deficiencies listed in bridge inspection report.
- Railings are not crash worthy.
- Sidewalks are too narrow.
- No pedestrian lighting.

Existing condition of both bridges

W. Palm Aire Drive Bridge (South)

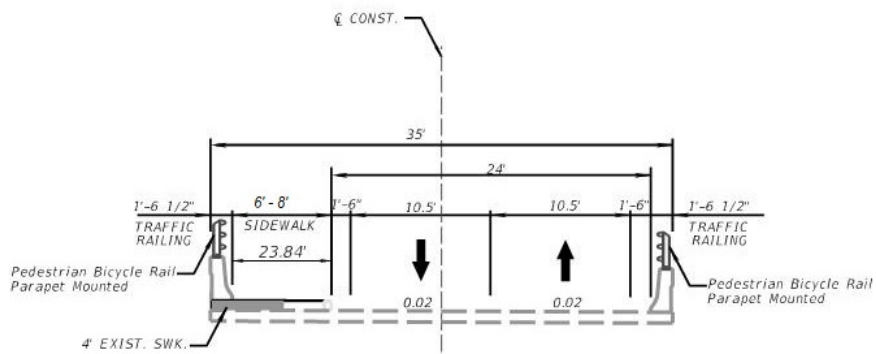
- No Structural deficiencies listed in bridge inspection report.
- Railings are not crash worthy.
- Sidewalks are too narrow.
- No pedestrian lighting.

Planned Improvements

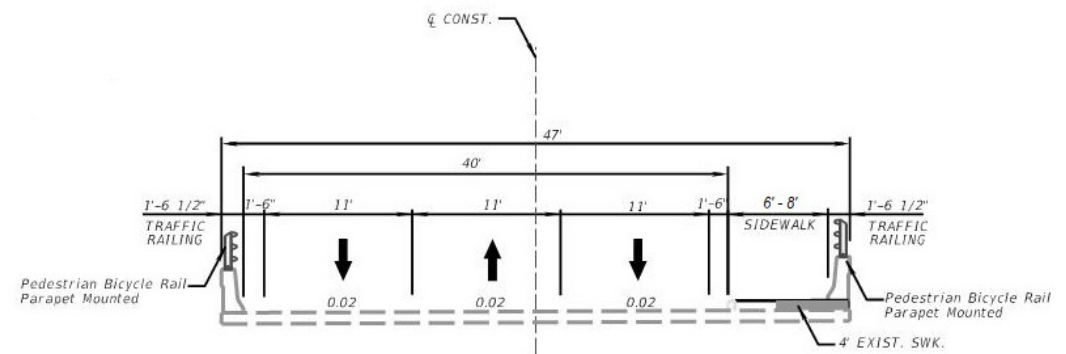
Safety & Aesthetics

- Widen the sidewalks.
- Replace railings to improve bicyclist and pedestrian safety.
- Add entry and exit features.
- Provide lighting to illuminate path across bridges.
- Mill and overlay existing asphalt bridge decks.
- Update signing and marking of crosswalks.

Typical Sections



W. Palm Aire Drive Bridge (South)



N. Palm Aire Drive Bridge (North)


Color Themes – Why should we care?

- Color is a key element of aesthetic improvements.
- Color choice expresses community image.
- Uniform use of color stabilizes and simplifies surroundings – creates a sense of place.


Color Themes



City



Light



Traditional

Bridge Rehabilitation Concepts

Baseline Traditional



Baseline Traditional



Baseline Traditional with linear lighting

Light Color Theme




TYLININTERNATIONAL

Baseline Traditional Linear Lighting

Traditional Color Theme



W. Palm Aire Drive Bridge



TYLININTERNATIONAL

Metal Curve



Metal Curve



Metal Curve Spot Lighting

Light Color Theme



Metal Curve Spot Lighting

City Color Theme



TYLININTERNATIONAL

Stamped Concrete



Stamped Concrete



Stamped Concrete Spot Lighting

Light Color Theme



TYLININTERNATIONAL

Stamped Concrete Spot Lighting

City Color Theme



TYLININTERNATIONAL



Landscape & Lighting Concepts



TYLININTERNATIONAL



Calvin, Giordano & Associates, Inc.
EXCEPTIONAL SOLUTIONS